

Product Information



Elmasonic Easy

Ultrasonic cleaning devices



Order numbers

Elmasonic Easy	10*	10H	20*	20H	30*	30H	40H	60H	100H	120H	180H	300H
Order number 220 - 240 V~	1118881	1118883	1118885	1118887	1118889	1117697	1118892	1118894	1118896	1118898	1118900	1118902

Scope of delivery

- Ultrasonic unit
- Cover or, turned over, usable as a drip tray for a basket
- Hose connector for drain (from Elmasonic Easy 60)
- Power cable with rubber connector (2 m length)
- Manual

*Unit without heating

Technical specifications serve as orientation values and are subject to tolerances due to production and manufacturing. Proper operation can only be guaranteed when using original Elma accessories.

Elmasonic Easy

Product features and functions

▪ 37 kHz ultrasonic frequency (control range -2,5 / +5,5 kHz)
▪ 2 ultrasonic modes for need-based sound field distribution in the ultrasonic bath
▪ dynamic mode, automatically set: Serves more intensive cleaning with higher cleaning power. Sweep and pulse alternately for homogeneous and powerful cleaning.
▪ eco mode, can be switched on: Serves gentle cleaning with quieter operation. Saves energy and increases the life of the tub.
▪ Electronic selector switches on wipeable membrane keypad and LED display of all operating states
▪ Pre-selection of cleaning time: cleaning time adjustable between 1 minute and 30 minutes or continuous operation adjustable (ultrasonic continuous operation max. 6 hours)
▪ Acoustic and optical signal at the end of cleaning
▪ Electronic temperature control adjustable in steps of 5 °C from 30 - 80 °C for devices with heating (temperature tolerance -5 / +8 °C)
▪ Safety switch-off with wake-up function
▪ after 8 hours of inactivity
▪ in case of a brief interruption of the power supply
▪ Automatic shutdown of ultrasonic operation at a bath temperature > 90 °C
▪ Splash-proof housing and cleaning tray made of stainless steel
▪ Side stopcock for emptying the cleaning tank via the drain at the rear of the unit (from Elmasonic Easy 60H)
▪ 2-year warranty from the initial operation, but no longer than 3 years from the production date

Elmasonic Easy

Technical Data - Mechanics

Elmasonic Easy	10	10H	20	20H	30	30H	40H	60H
Total capacity V (l)	0,9		1,6		2,7		3,9	5,9
Recom. operating capacity V _a (l)	0,7		1,2		1,6		2,9	4,3
Unit ext. dimensions W / D / H (mm)	235 / 135 / 200		215 / 190 / 230		305 / 190 / 230		305 / 190 / 280	370 / 225 / 280
Opening dimensions W ₂ / D ₂ (mm)	190 / 85		150 / 135		235 / 135		235 / 135	300 / 150
Tank int. dimensions W ₁ / D ₁ / H ₁ (mm)	185 / 80 / 55		140 / 125 / 95		220 / 120 / 95		215 / 115 / 145	280 / 130 / 145
Weight incl. cover (kg)	2,0		2,1		3,3		4,0	5,1
Drain hose - ID (mm)	--							12,0
Basket int. dimensions W ₃ / D ₃ / H ₃ (mm)	155 / 70 / 35		110 / 105 / 50		195 / 105 / 50		195 / 105 / 95	255 / 105 / 95
Total basket loading (kg)	1,0		1,0		1,0		3,0	5,0

Elmasonic Easy	100H	120H	180H	300H
Total capacity V (l)	9,5	12,9	17,8	27,5
Recom. operating capacity V _a (l)	6,8	10,0	14,2	22,0
Unit ext. dimensions W / D / H (mm)	380 / 315 / 280	380 / 315 / 330	405 / 375 / 330	575 / 375 / 330
Opening dimensions W ₂ / D ₂ (mm)	295 / 235	295 / 235	325 / 295	500 / 295
Tank int. dimensions W ₁ / D ₁ / H ₁ (mm)	280 / 220 / 145	275 / 215 / 195	300 / 270 / 195	475 / 270 / 195
Weight incl. cover (kg)	5,9	7,5	8,5	11,0
Drain hose - ID (mm)	12,0			
Basket int. dimensions W ₃ / D ₃ / H ₃ (mm)	250 / 195 / 90	250 / 195 / 135	280 / 255 / 135	450 / 255 / 135
Total basket loading (kg)	6,0	7,0	8,0	10,0

Technical specifications serve as orientation values and are subject to tolerances due to production and manufacturing. Proper operation can only be guaranteed when using original Elma accessories.

Elmasonic Easy

Technical Data - Electronics and noise levels

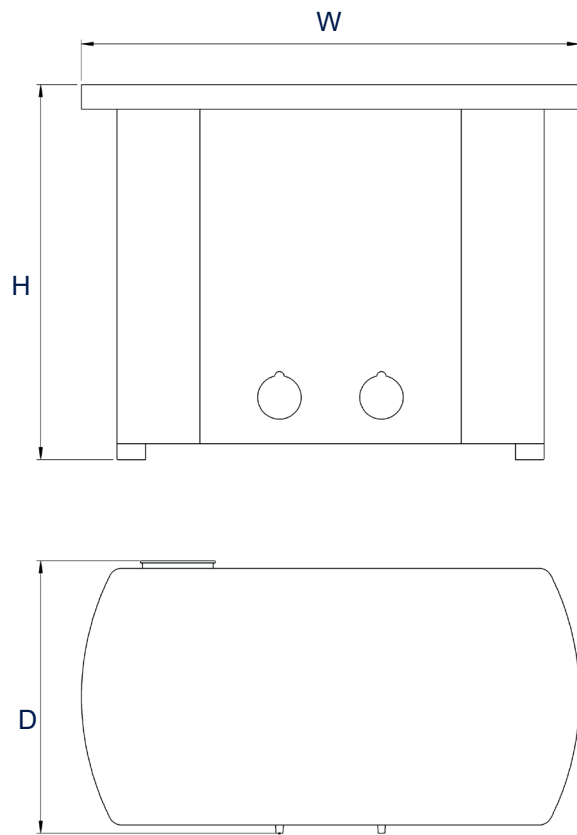
Elmasonic Easy	10	10H	20	20H	30	30H	40H	60H	100H	120H	180H	300H
Mains frequency (Hz)	50 / 60											
Power consumption total (W)	30	90	35	155	80	280	320	550	1000	1500		
Ultrasonic power effective $\pm 10\%$ (W)	30		35		80		120	150	200	300		
Ultrasonic peak power max.** (W)	240		280		320		480	600	800	1200		
Heating power (W)	0	60	0	120	0	200	200	400	800	1200		
Temperature ($^{\circ}\text{C}$)	25 - 80											
Protection class	IP 20											

Elmasonic Easy

Dimension definition

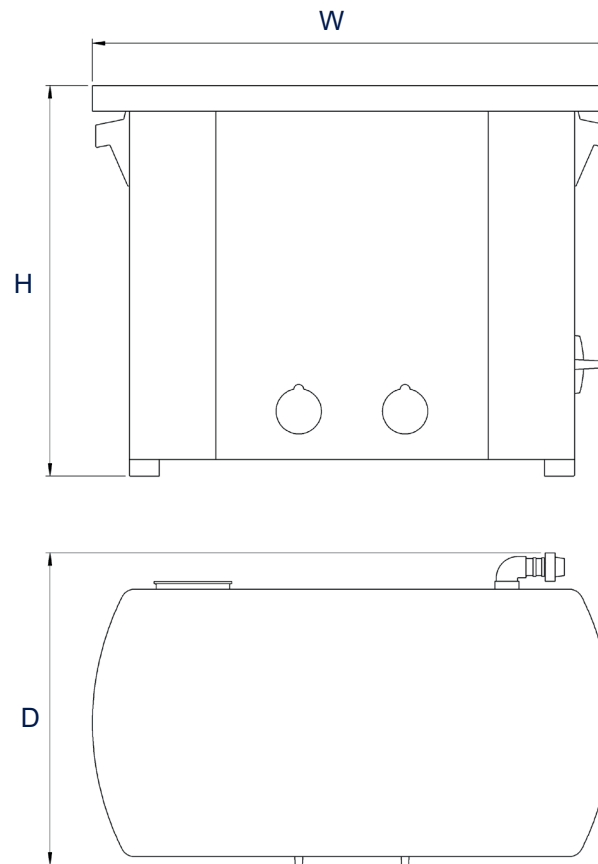
Unit outer dimensions

Unit sizes 10 - 20



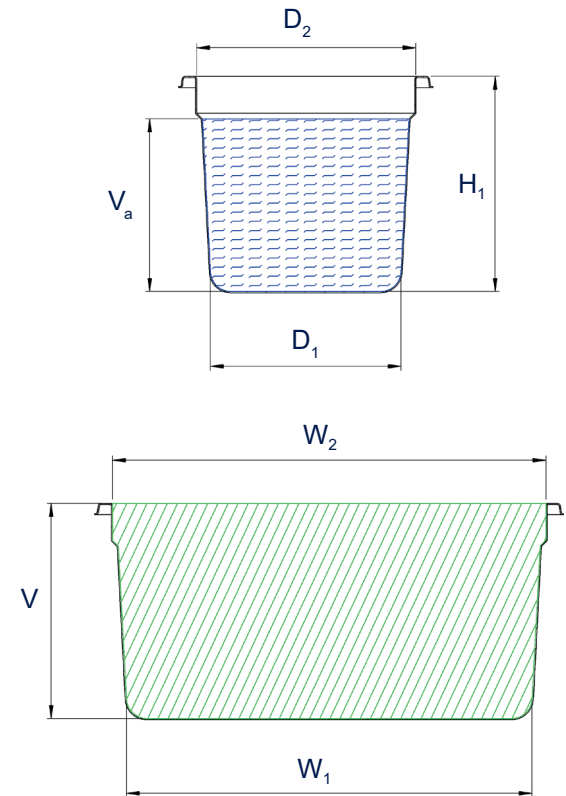
Unit outer dimensions

Unit sizes 30 - 300



Tank internal dimensions

V_a : recommended operating capacity of the cleaning tank
(The actual operating capacity depends on the load.)



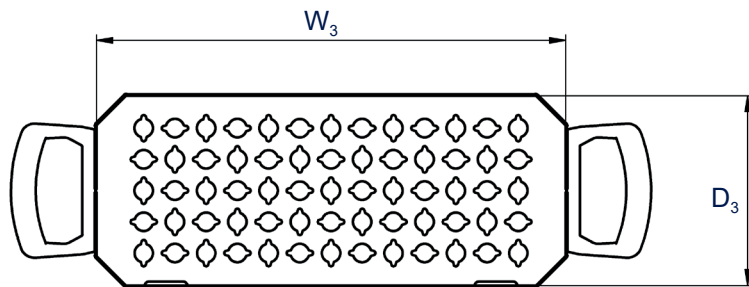
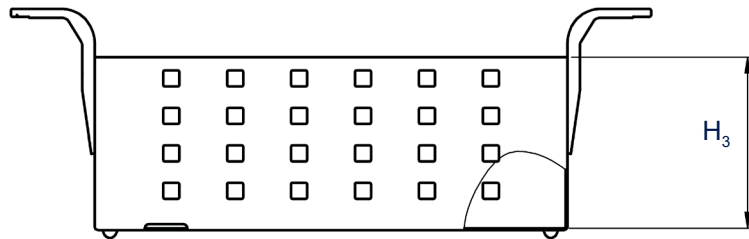
The drawings are meant as a visualization aid and are not true to scale.

Technical specifications serve as orientation values and are subject to tolerances due to production and manufacturing. Proper operation can only be guaranteed when using original Elma accessories.

Elmasonic Easy

Dimension definition

Basket internal dimensions



The drawings are meant as a visualization aid and are not true to scale.

Technical specifications serve as orientation values and are subject to tolerances due to production and manufacturing. Proper operation can only be guaranteed when using original Elma accessories.